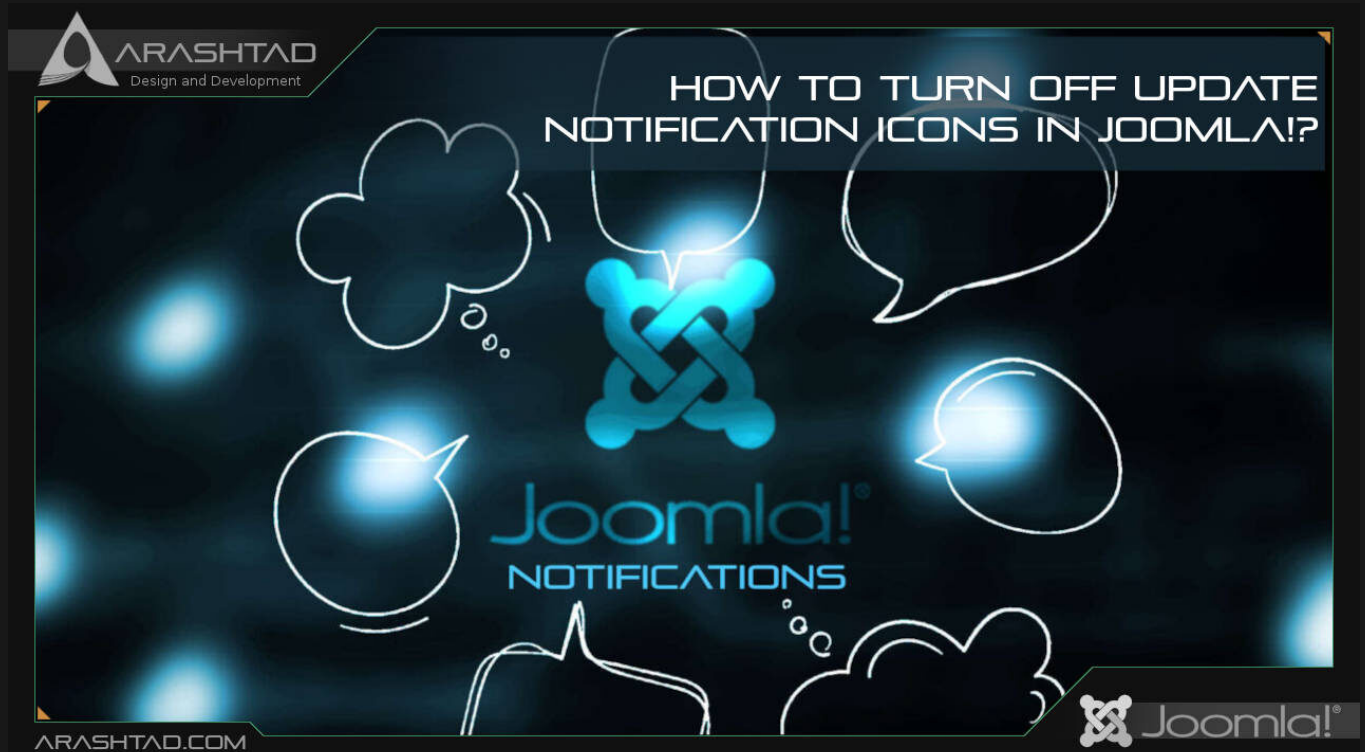


How to Turn Off Update Notification Icons in Joomla!?

No comments



This is a quick tip for those admins/developers who are a bit new to Joomla! Joomla! has a notification bar at the top of it's first admin panel screen. When an update for Joomla! or one of the extensions that your website uses is available, a notification about that shows up on the notification bar. Since the appearance of this notifications looks like an error, warning or somehow, you may know about the update but have not done it for a reason and now, you have that ugly notification that you want to get rid of it. There may be a lot more scenarios that make you disable those notifications.

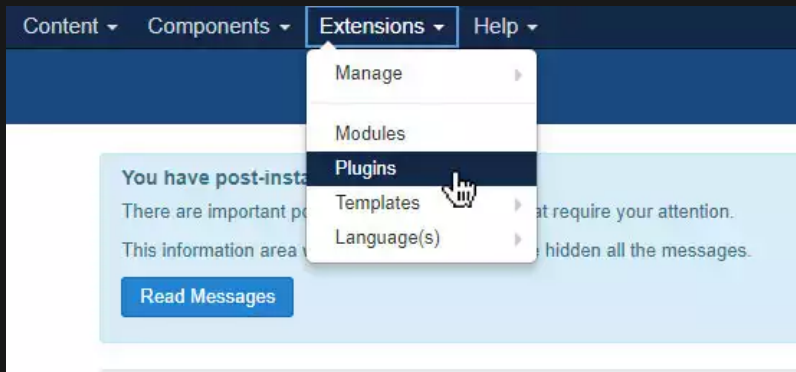
In any case, the first thing you need to know is that those notifications are being controlled by 2 Joomla! System Plugins. Two plugins that are enabled by default when you install Joomla!

Know, it's very easy for many of you to handle it. But I'll describe it by images for you.

Turning Joomla! Update Notifications Off Step by Step

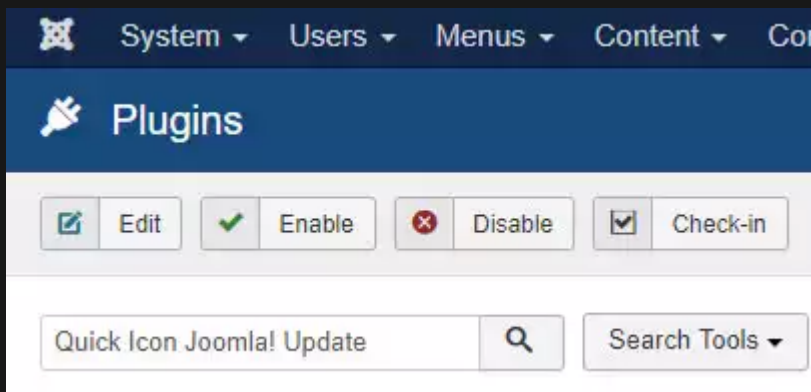
Step 1:

Login to your Joomla! administrator panel and navigate to **Extensions > Plugins** using the top menu.



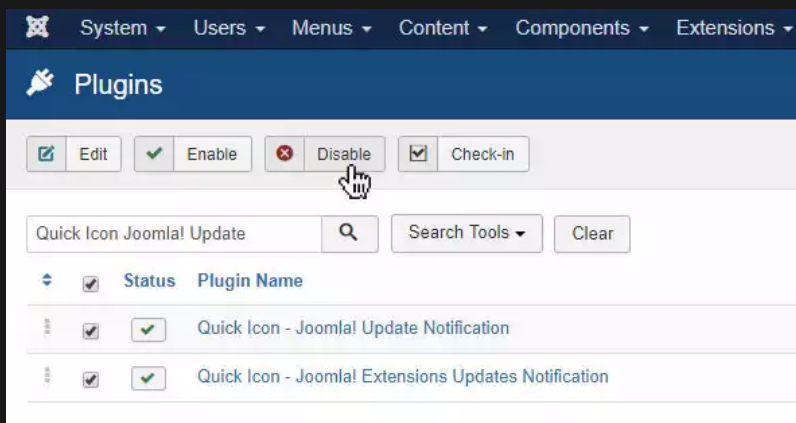
Step 2:

Type "Quick Icon Joomla! Update" in the search box and hit the Enter key. The results of this search will be the plugins we are looking for.



Step 3:

Select both plugins by checking the checkboxes beside them and click the "Disable" button to deactivate them.

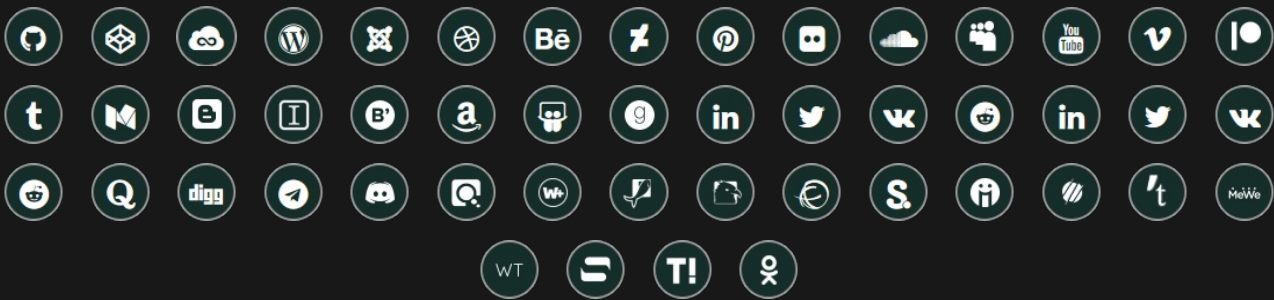


From now on, the notification icons won't longer appear at your control panel.
However, I'd like to ask you not to forget about updates importance!

Join Arashtad Community

Follow Arashtad on Social Media

We provide variety of content, products, services, tools, tutorials, etc. Each social profile according to its features and purpose can cover only one or few parts of our updates. We can not upload our videos on SoundCloud or provide our eBooks on Youtube. So, for not missing any high quality original content that we provide on various social networks, make sure you follow us on as many social networks as you're active in. You can find out Arashtad's profiles on different social media services.



Get Even Closer!

Did you know that only one universal Arashtad account makes you able to log into all Arashtad network at once? Creating an Arashtad account is free. Why not to try it? Also, we have regular updates on our newsletter and feed entries. Use all these beneficial free features to get more involved with the community and enjoy the many products, services, tools, tutorials, etc. that we provide frequently.

[SIGN UP](#)[NEWSLETTER](#)[RSS FEED](#)